





Hotel Saudi ERP - Quick Start Guide

OWL AI Agent

HOTEL SAUDI ERP v5.0

Sistem Manajemen Travel Umroh/Haji berbasis WordPress
Dibuat oleh OWL AI Agent — Juni 2026

STRUKTUR DOKUMENTASI

File	Deskripsi
<u>hotelsaudi-erp-documentation.md</u>	 Dokumentasi utama lengkap (setup, install, config, troubleshooting, deployment)
<u>hotelsaudi-erp-workflow.md</u>	 Workflow & alur kerja sistem (diagram ASCII)
<u>hotelsaudi-erp-features.md</u>	 Ringkasan fitur per modul, dummy data, user accounts
<u>hotelsaudi-dashboard.php</u>	 Source code plugin utama (3502 lines)

QUICK START

Untuk Deploy di VPS Baru:

```
# 1. Clone/copy semua file ke VPS
scp -r hotelsaudi-erp/ user@new-vps:/tmp/

# 2. Edit konfigurasi di deploy.sh
nano deploy.sh
# Ubah: DOMAIN, DB_PASS, WP_ADMIN_PASS

# 3. Jalankan deploy
chmod +x deploy.sh
sudo ./deploy.sh

# 4. Post-deploy (copy plugin + mu-plugins)
scp hotelsaudi-dashboard.php user@new-vps:/var/www/hotelsaudi/wp-content/plugins/
scp -r mu-plugins/* user@new-vps:/var/www/hotelsaudi/wp-content/mu-plugins/

# 5. Activate & setup
```

```
ssh user@new-vps
sudo -u www-data wp plugin activate hotelsaudi-dashboard
sudo -u www-data wp rewrite flush
```

Untuk Development/Local:

```
# 1. Install LocalWP atau XAMPP
# 2. Buat site baru: hotelsaudi.local
# 3. Install plugin: ACF, CPT UI, Astra Theme
# 4. Copy hotelsaudi-dashboard.php ke wp-content/plugins/
# 5. Copy mu-plugins/ ke wp-content/mu-plugins/
# 6. Activate plugin
# 7. Create pages with shortcodes
```

📑 RINGKASAN SISTEM

Aspek	Detail
Platform	WordPress 7.0 + PHP 8.3 + MySQL 8.0
Plugin Utama	hotelsaudi-dashboard.php (3502 lines)
CPT	10 Custom Post Types
Admin Menus	22 menu pages
Public Shortcodes	7 shortcodes
User Roles	Administrator, Agen/Reseller
Public Pages	7 pages
Library	TCPDF (PDF), Tesseract OCR, FullCalendar.js
Fitur Unggulan	QR Check-in, OCR Paspor, Multi-Currency, Portal Jamaah

🔑 AKSES DEFAULT

Admin WordPress

URL: <https://hotelsaudi.my.id/wp-admin>
Username: admin
Password: (lihat wp-config.php atau reset via WP-CLI)

Portal Jamaah

URL: <https://hotelsaudi.my.id/portal-jamaah/>
Email: ahmad.fauzi@email.com
Paspor: A12345678

Portal Agen

URL: <https://hotelsaudi.my.id/portal-agen/>
Email: budi.santoso@email.com
Password: agen123

QR Check-in

URL: <https://hotelsaudi.my.id/checkin/>

📖 BACAAN DIREKOMENDASIKAN

1. **Baru mulai?** → Baca `hotelsaudi-erp-documentation.md` bagian 1-5
 2. **Mau deploy?** → Baca `hotelsaudi-erp-documentation.md` bagian 12
 3. **Mau paham alur kerja?** → Baca `hotelsaudi-erp-workflow.md`
 4. **Mau lihat fitur?** → Baca `hotelsaudi-erp-features.md`
 5. **Ada masalah?** → Baca `hotelsaudi-erp-documentation.md` bagian 11
-

⚠️ CATATAN PENTING

1. **Jangan edit `wp-config.php`** kecuali untuk salt keys dan database credentials
 2. **Selalu backup** sebelum update plugin atau WordPress
 3. **Wordfence** mungkin memblokir AJAX — gunakan POST form via `admin-post.php`
 4. **File permission** harus 644 untuk file, 755 untuk folder
 5. **PHP memory** minimal 256M, recommended 512M
-

🛎️ SUPPORT

Untuk pertanyaan atau bug report, hubungi developer.

© 2026 Hotel Saudi ERP — OWL AI Agent